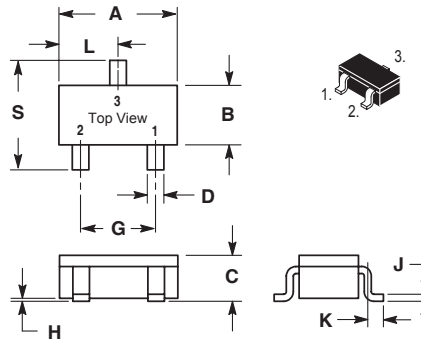


RoHS Compliant Product
A suffix of "-C" specifies halogen & lead-free

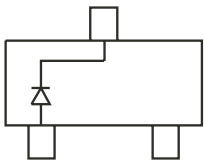
FEATURES

- Low Turn-on voltage
- Fast switching

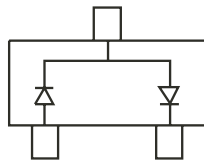


SOT-523		
Dim	Min	Max
A	1.50	1.70
B	0.78	0.82
C	0.80	0.82
D	0.28	0.32
G	0.90	1.10
H	0.00	0.10
J	0.10	0.20
K	0.35	0.41
L	0.49	0.51
S	1.50	1.70

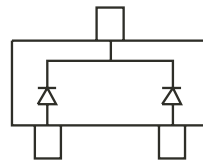
All Dimension in mm



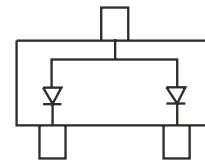
BAS40T Marking: 43



BAS40-04T Marking: 44



BAS40-05T Marking: 45



BAS40-06T Marking: 46

MAXIMUM RATINGS AND ELECTRICAL CHARACTERISTICS

Rating 25°C ambient temperature unless otherwise specified.

TYPE NUMBER	SYMBOL	VALUES	UNITS
Peak Repetitive Peak reverse voltage	V_{RRM}	40	V
Working Peak Reverse Voltage	V_{RWM}		
DC Blocking Voltage	V_R		
Forward Continuous Current	I_{FM}	200	mA
Non-Repetitive Peak Forward Surge Current @ t = 1.0s	I_{FSM}	0.6	A
Average Rectified Output Current	I_O	200	mA
Power Dissipation	P_D	150	mW
Thermal Resistance Junction to Ambient Air	$R_{\theta JA}$	833	°C/W
Storage temperature	T_{STG}	125, -65~125	°C

MAXIMUM RATINGS AND ELECTRICAL CHARACTERISTICS

Rating 25°C ambient temperature unless otherwise specified.

PARAMETERS	SYMBOL	TEST CONDITIONS	MIN	MAX	UNITS
Reverse breakdown voltage	$V_{(BR)R}$	$I_R = 10\mu A$	40		V
Forward voltage	V_F	$I_F = 1mA$ $I_F = 40mA$		380 1000	V
Reverse voltage leakage current	I_R	$V_R = 30V$		0.2	μA
Diode capacitance	C_D	$V_R = 0, f = 1MHz$		5	pF
Reveres recovery time	t_{rr}	$I_F = I_R = 10mA, I_{rr} = 0.1 \times I_R,$ $R_L = 100\Omega$		5	nS

RATINGS AND CHARACTERISTIC CURVES

